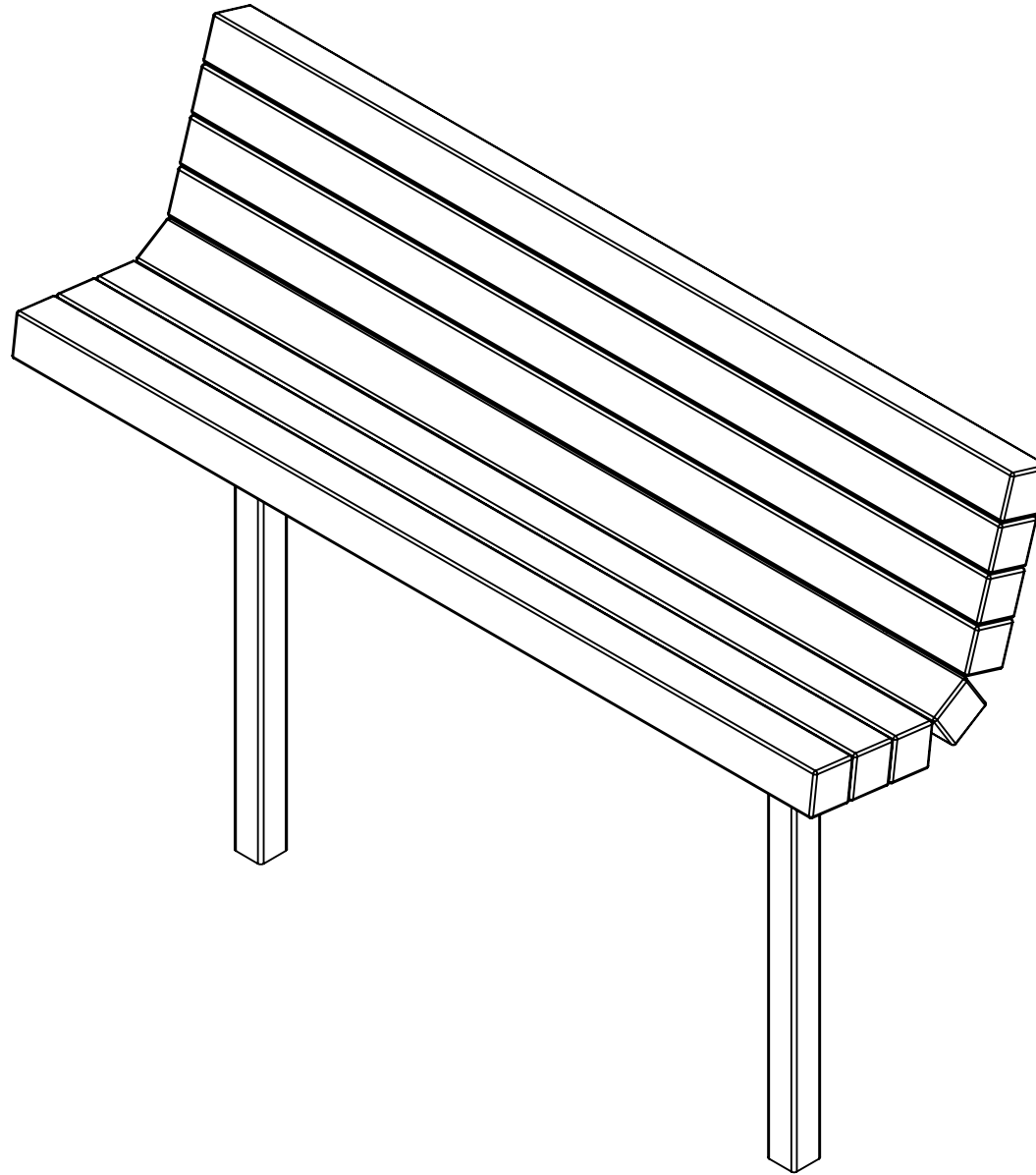
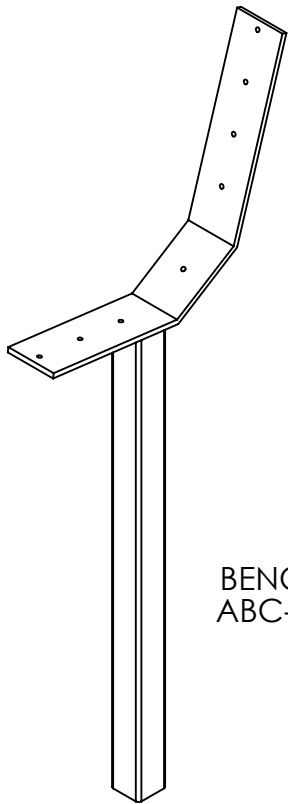


BENCH INSTRUCTIONS

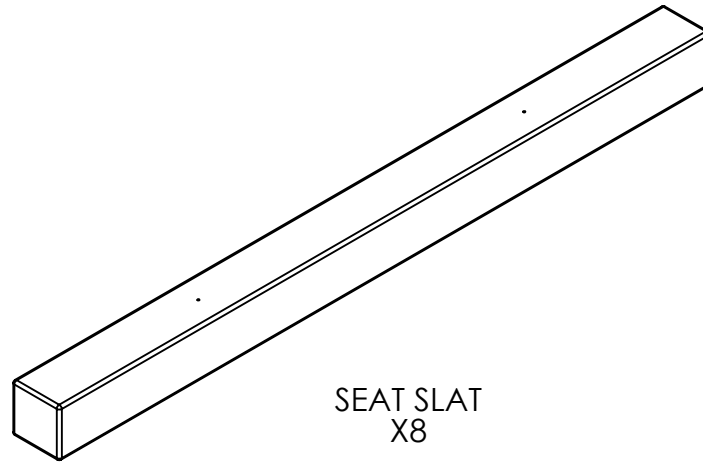
BC1275 REV# 2 7-15-2016
BC1276
BC1277
BC1278
BC1315
BC1316
BC1317
BC1318



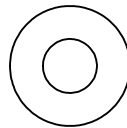
BENCH INSTRUCTIONS




BENCH END
ABC-SS11020
X2



SEAT SLAT
X8



1/4" FLAT WASHER
X16
F0001



1/4" X 1.50" LAG SCREW
X16
F0002

REQUIRED TOOLS:

- (1) SCREW GUN
- (1) 7/16" SOCKET
- (1) 8" - 10" POST HOLE DIGGER
- (1) LEVEL

REQUIRED MATERIALS:

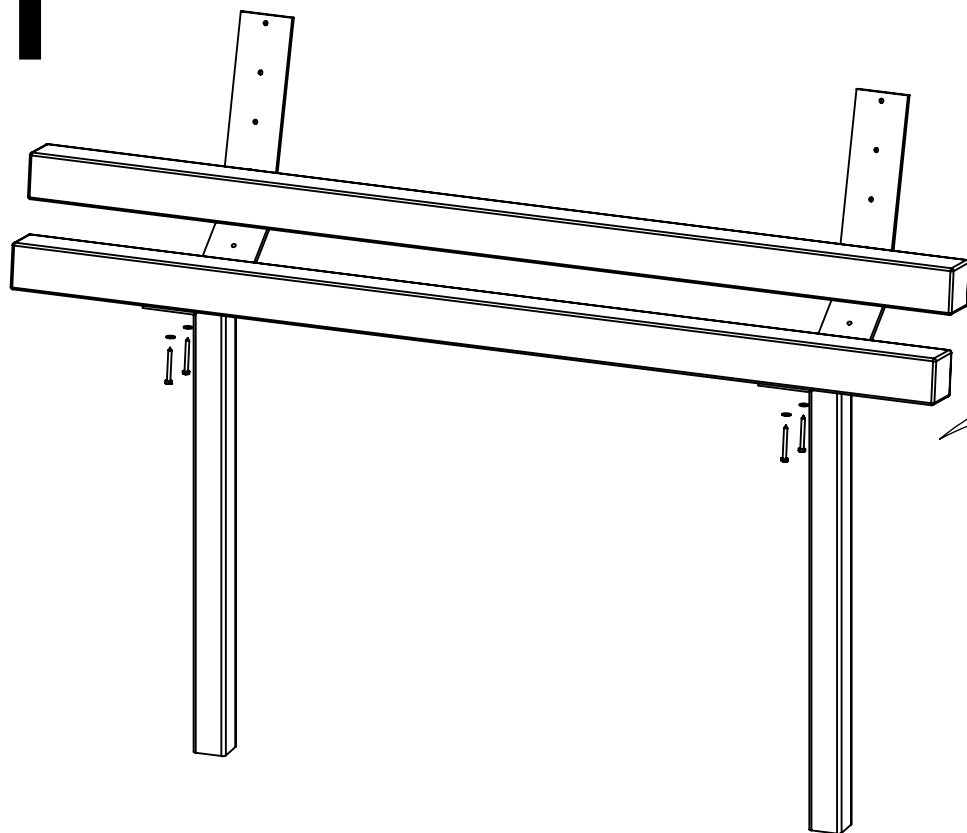
- READY-TO-MIX CONCRETE
- LOOSE GRAVEL
- WIRE & BRACING MATERIAL

BEFORE INSTALLING BENCH, PLEASE CHECK LOCAL CODES TO ENSURE PROPER INSTALLATION. THESE INSTRUCTIONS ARE A GENERAL GUIDELINE ON HOW TO INSTALL A BENCH. IF UNSURE ON HOW TO INSTALL, PLEASE CONTACT A PROFESSIONAL.

**INCLUDED HARDWARE &
REQUIRED TOOLS FOR
ASSEMBLY**

BENCH INSTRUCTIONS

1

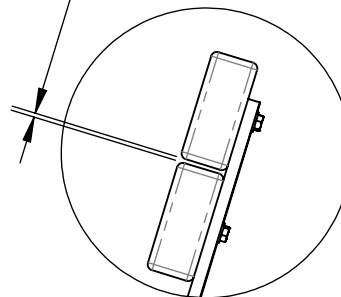


PRE-DRILLED PILOT HOLE

F0001

F0002

1/8"
SPACING




**KEEP SPACING BETWEEN BOARDS
APPROXIMATELY 1/8".**

**REPEAT STEPS FOR REMAINING SEAT
SLATS**

BENCH INSTRUCTIONS

2

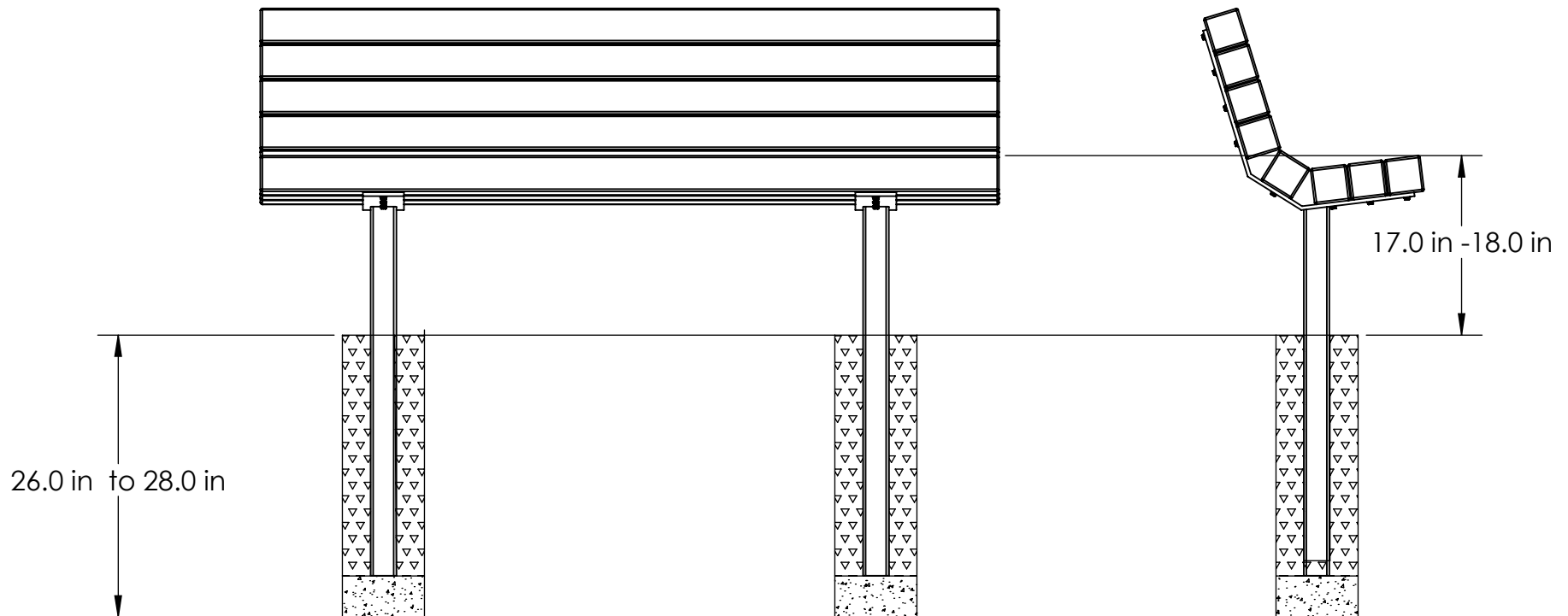
USING POST HOLE DIGGER, DIG TWO HOLES AS SHOWN BELOW. THEN, FILL IN EACH HOLE WITH APPROXIMATELY 4" OF LOOSE GRAVEL.



BEFORE INSTALLING BENCH, PLEASE CHECK LOCAL CODES TO ENSURE PROPER INSTALLATION. THESE INSTRUCTIONS ARE A GENERAL GUIDELINE ON HOW TO INSTALL A BENCH. IF UNSURE ON HOW TO INSTALL, PLEASE CONTACT A PROFESSIONAL.

BENCH INSTRUCTIONS

- 3** CAREFULLY, PLACE THE BENCH INTO HOLES. CENTER EACH POST IN EACH HOLE AND LEVEL BENCH. ALSO, BE SURE TO CHECK SEAT HEIGHT TO ENSURE COMFORTABLE SEATING. SECURE PLACEMENT OF BENCH WITH BRACING MATERIALS AND FILL IN HOLES WITH READY-TO-MIX CONCRETE. ALLOW TO DRY AND REMOVE BRACING MATERIALS.



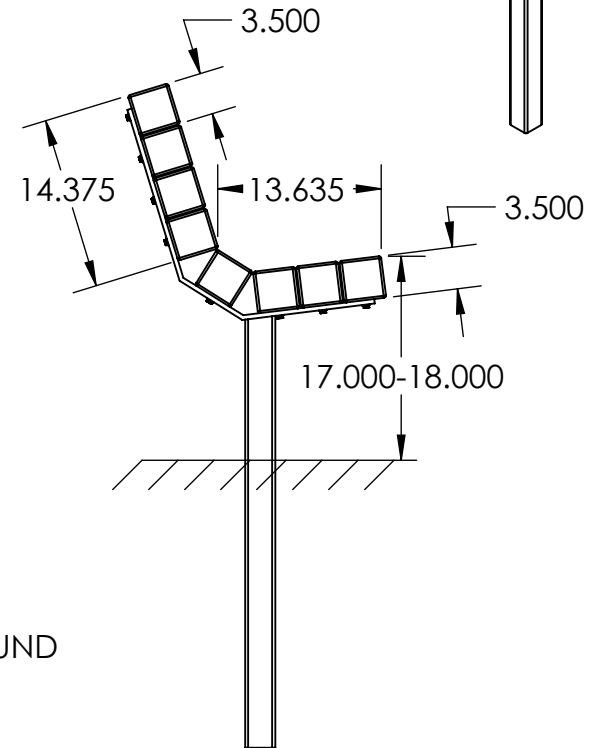
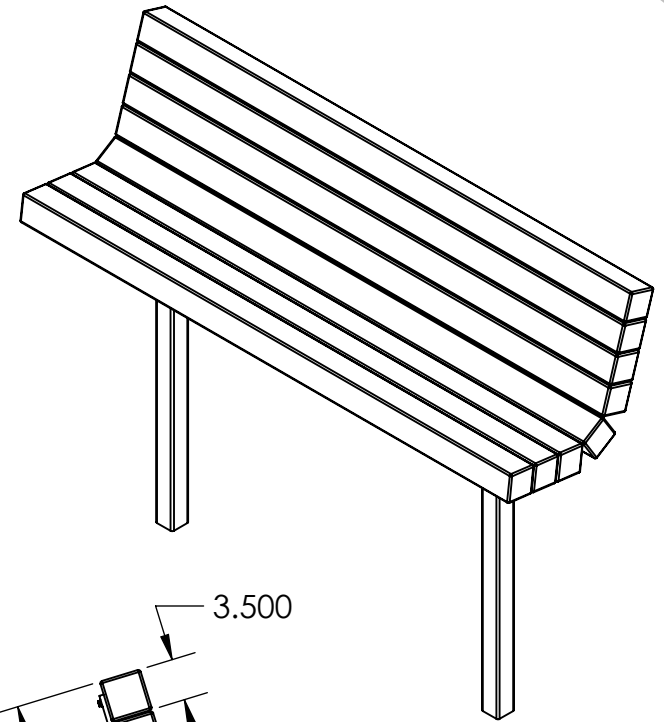
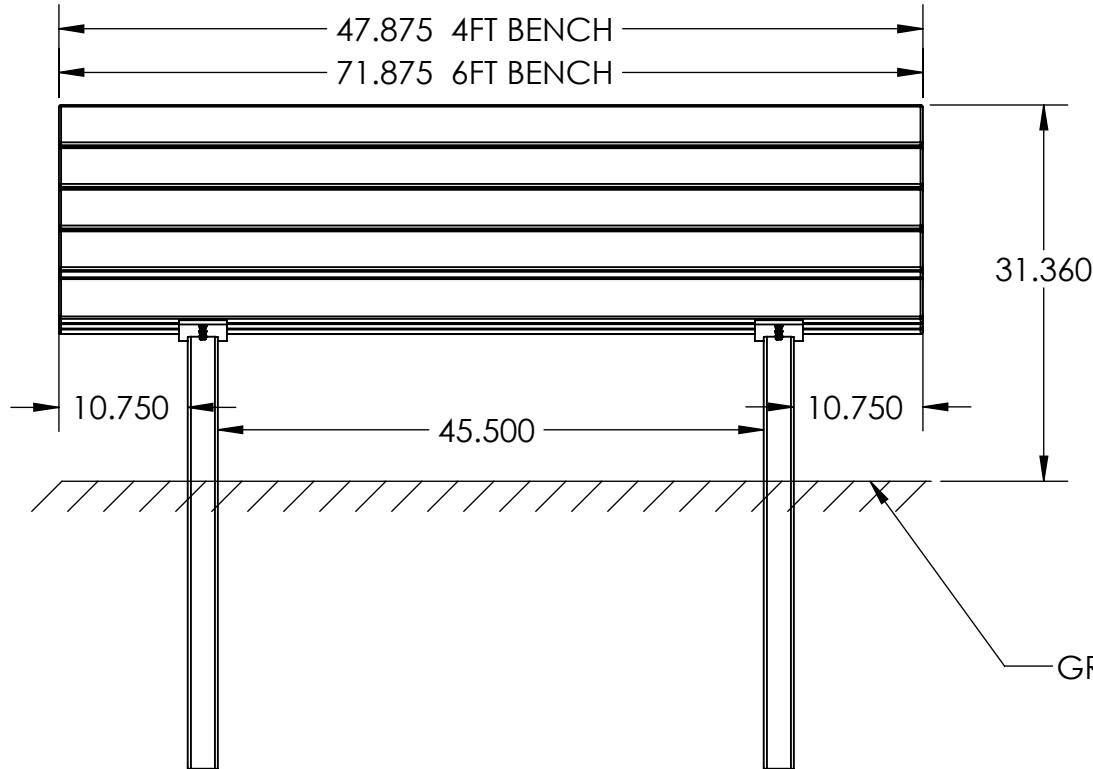
BEFORE INSTALLING BENCH, PLEASE CHECK LOCAL CODES TO ENSURE PROPER INSTALLATION. THESE INSTRUCTIONS ARE A GENERAL GUIDELINE ON HOW TO INSTALL A BENCH. IF UNSURE ON HOW TO INSTALL, PLEASE CONTACT A PROFESSIONAL.

BENCH SPECIFICATIONS

ALL DIMENSIONS SHOWN IN INCHES

- BC1275
- BC1276
- BC1277
- BC1278
- BC1315
- BC1316
- BC1317
- BC1318

TOP VIEW



CONSTRUCTION MATERIALS:
Recycled Plastic, Powder Coated Steel
HARDWARE:
Stainless Steel

SET POSTS 24 TO 26 INCHES INTO GROUND